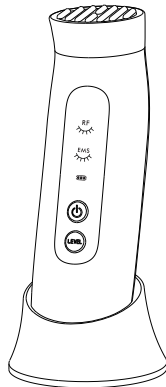


TOUCHBeauty

SKU24556

RF Beauty Device



- ✖ Important Notice: This manual is available in two languages: English and Simplified Chinese. If any dispute or confusion arises caused by the translation, the English version shall prevail. To ensure proper operation of this device, please read this instruction manual carefully before using the device and keep it for further reference.

⚠WARNING

- ⚠ This device is not a toy, keep out of reach of children.
- ⚠ Please verify the device before you start using it. Discontinue use if the device appears to be damaged.
- ⚠ Please, keep the device charging base and the device charging port dry.
- ⚠ Do not use the device while charging.

⚠CAUTION

- ⚠ The following persons should not use this device:
 - Pregnant women or while nursing or during menstruation.
 - Persons with allergies; persons who are undergoing radiation therapy or chemotherapy.
 - Persons with a pacemaker, internal defibrillator or other medical equipment, arrhythmia, or any known heart disease.
 - Persons with skin problems, such as wounds, sores, eczema, rash, burns, scalds, sunburns, abnormal wound healing, etc.
 - Persons with diabetes, lupus erythematosus, porphyria or congestive heart disease, bleeding disorder, history of immunosuppressive disease (including HIV infection and AIDS).
 - If you take anticoagulant medication, including large doses of aspirin, only use the device one week after you stop the treatment.
 - Persons who have diseases that can be stimulated by heat, such as herpes simplex virus.

- ⚠ This device is not intended for use by persons (including children) with reduced physical, sensory or mental capabilities, or lack of experience and knowledge, unless they have been given supervision or instruction concerning the use of the device by a person responsible for their safety.
- ⚠ Do not use this device on the skin with makeup on.
- ⚠ This device is suitable to use on the face (forehead, cheeks, chin). Do not use this device on the eyelids, lips, chest, genital area, throat, or on areas you have had hair removal or surgery.
- ⚠ Do not use this device on areas with metal implants, piercings, or on areas with skin concerns.
- ⚠ Discontinue use and consult a doctor if you feel any discomfort while or after using the device.
- ⚠ If you have any doubts or concerns about side effects before using the device, please, consult with your doctor.
- ⚠ Keep the device out of reach of children.
- ⚠ Regularly clean the device and the accessories to extend its lifetime.
- ⚠ Do not share the same device with others.
- ⚠ Do not attempt to disassemble, repair or modify the device by yourself to avoid accidents.
- ⚠ Remove any jewelry/accessories and tie your hair when using the device, to prevent hair and jewelry from interfering with the device.
- ⚠ This device has a lithium battery. Do not place or store the device for long periods under a hot or humid environment. If you do not intend to use the device for a long time, store it after it is fully charged.

Device Specifications

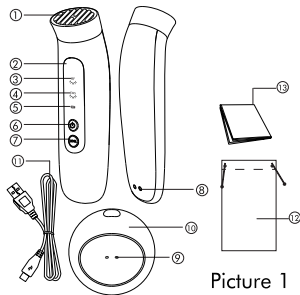
TB-1793

- Name: RF Beauty Device
- Model No.: TB-1793
- Input: 5V---2A
- Type of Battery: Li-ion 7.4V 1000mAh
- Executive Standard: Q/XM 1022-2016
Q/XM 1002-2020

Device Description

TB-1793

- ① Electrode Poles
- ② Control Panel
- ③ RF Intensity Indicator
- ④ EMS Intensity Indicator
- ⑤ Battery Indicator
- ⑥ Power/Mode Button
- ⑦ Intensity Button
- ⑧ Device Charging Contact Points
- ⑨ Base Charging Contact Points
- ⑩ Charging Base
- ⑪ USB Cable
- ⑫ Protective Bag
- ⑬ Cleaning Cloth



Picture 1



Preparing the Device for Use

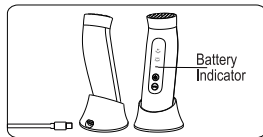
TB-1793

- ✘ This device battery is low before use. Please charge the device before you start using it.
- ✘ The device has a low battery alarm system. When the battery is low, the battery indicator will flash continuously 5 times, and the device shuts off automatically.

🔌 Charging the Device:

- Make sure the device is turned off.
- Place the device on the charging base to align the contact points. The battery indicator lights up, and the device starts charging. (Picture 2)
- While charging, the battery indicator flashes in a cycle. When the battery is fully charged, the charging indicator lights up continuously.
- Charging the device takes approximately 3 hours. When the battery is fully charged, the device can be used consecutively for about 60 minutes.

Caution: Do not attempt to replace the device's battery.

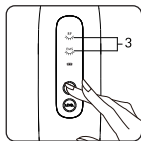
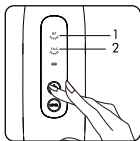


Picture 2

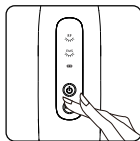
To ensure the correct operation of this device, please read the instructions carefully before use.

Device Operation

- **Power/Mode Button:** Press and hold the Power/Mode Button for approximately 1.5s, the device turns on the default mode after a beeping sound. Default Mode: RF Mode – Intensity 1 → Press a second time to switch to Mode 2: EMS Mode → Press a third time to change to Mode 3: RF + EMS Mode → Turn Off. (Picture 3)
- **Intensity Button:** Press to increase the intensity level → The intensity level is adjusted in a cycle. (Picture 4)



Picture 3



Picture 4

Recommended Use

1) Using Time

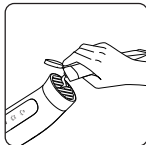
- **RF:** Every 60s, the device emits a sound indicating to change the area of use. After 4 min, it automatically turns off.
- **EMS:** Every 60s, the device emits a sound indicating to change the area of use. After 4 min, it automatically turns off.
- **RF + EMS:** Every 90s, the device emits a sound indicating to change the area of use. After 6 min, it automatically turns off.

Using Frequency

- ✧ It is recommended to use the device consistently for 6-8 weeks. Use the RF mode 2-3 times a week with skincare essence/gel (choose a gel suitable for use with RF technology, the gel should be purchased separately); the EMS mode can be used daily with your favorite lotion/cream. Use each mode for 4-6 minutes according to the setting time. Do not stop moving the device while the head surface is touching the skin. Allow at least one-day rest between treatments on the same area.

Using the Device

- ✧ Cleanse the skin before using the device to remove makeup, excess oil, and impurities.
- ✧ Select the mode and intensity level you want to use.
- ✧ The EMS mode using experience may vary from person to person depending on skin condition and tolerance. If the tingling sensation is uncomfortable, reduce the intensity to a suitable level.
- ✧ During use, make sure the head surface is in contact with the skin and do not stop movement at any time. Do not keep the head surface in the same position for a long time to avoid burns.
- Remove all jewelry/accessories, including earrings, rings, necklaces, etc.
- After cleansing the skin, make sure you remove any remaining moisture from your skin. Always use the device on clean and dry skin.
- Apply a layer of skincare essence/gel (use a gel suitable for use with RF technology, gel should be purchased separately) to the head surface poles covering the entire area. The more skincare essence/gel you apply, the feeling sensation will be higher. (Picture 5)
- Apply the head surface onto the skin and start moving the device in slow circular motions to spread the gel evenly from the center of the face outwards.



Picture 5

- If the warming sensation is too low, move the device on a smaller treatment area and reduce the movement speed. If the warming sensation is too high, move the device on a larger treatment area and increase the movement speed.

⊗ Using Method

- Daily Care: Use the device on the skin in a circular motion, as illustrated below. (Picture 6)
- Lifting Care: Slide the device on the skin in upward lifting movements as illustrated. (Picture 7)
- ⊗ When using this device on the neck, avoid the throat area.



Picture 6



Picture 7

⊗ Using Precautions

- When using the device for the first time, it is recommended to perform a patch test 24h before initial use. Test the device with the skincare essence/gel on the inner arm. After use, skin may show signs of redness or appear slightly swollen, these reactions disappear quickly afterward. If these reactions do not disappear after 24 hours, please consult a doctor.
- Avoid using the RF mode for too long on the cheeks or areas to avoid unwanted reduction. It is recommended to move the head surface on the skin 2cm per second. If you feel the area is too hot, you can move the head surface slightly faster.
- Skin sensation may vary from person to person.

Cleaning & Maintenance

TB-1793

- ※ To ensure the best performance of the device, clean the device body and head surface with a clean slightly wet cloth before and after each use.
- ⓘ Make sure the device is power off before you start cleaning.
- ⓘ Do not immerse the device in water. Clean it with a clean slightly wet cloth.
- ⓘ Do not use steel wool, abrasive cleansers, chemicals, or corrosive liquids to clean the device.

Storage

TB-1793

This device has a lithium battery. Do not place or store the device for long periods under a hot or humid environment. If you do not intend to use the device for a long time, store it after it is fully charged.

Recycling

TB-1793

The built-in battery contains substances that may pollute the environment. When disposing of this device, do not put it in the general household waste. Please dispose of this device in an official recycling point to contribute to environmental protection.

Troubleshooting

Problem	Possible Cause	Solution
The device does not work.	The battery is low or out of power.	Charge the device as guided.
Cannot feel RF heat or EMS current.	The skin is too dry, gel is not enough.	Apply more gel to moisturize the skin.
	You are moving the massage head too fast.	Reduce movement speed.
	The device stops working.	Keep moving the massage head slowly and evenly.
Other problems.	The device may have a malfunction.	Consult your local dealer.
Note: If the device still does not work properly after using the above solutions, please stop using the device and contact your local dealer.		

After-Sales Service

Please visit our website www.touchbeauty.com or contact our customer service team customer@touchbeauty.com if you need to learn about our products or if you need any information. You can also contact an affiliate dealer in your country.

- ⦿ MANUFACTURER: TOUCHBEAUTY BEAUTY & HEALTH (SHENZHEN) CO., LTD
- ⦿ ADDRESS: 29/F, Block B, Tiley Central Plaza, No.195 Haide 3rd Road,
Nanshan District, Shenzhen, China.