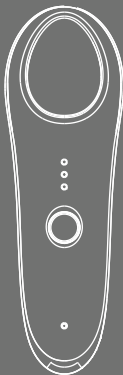


TOUCHBeauty



HOT/COOL SKIN DEVICE

SKU24553

INSTRUCTION MANUAL

Safety Instructions:

To ensure proper and safe operation of this device, please read the instruction manual carefully and keep it for further reference.

WARNING

- This device is not a toy, keep out of reach of children.
- Please verify the device before you start using it. Do not use if there is any damage.
- If used in a dry environment, handling this device may generate static electricity. This is a normal phenomenon. It does not affect the use of the device.
- Keep the USB cable and the USB charging port dry.
- Do not use the device while charging.

CAUTION

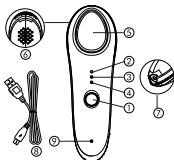
- The following persons should not use this device: pregnant women or while nursing or during menstruation; persons with allergies; persons with facial nerve disorders; persons who have fractures or implants with metal, silicone, or plastic; persons with open wounds, chapped skin, swollen skin on the area of use; persons with other severe skin diseases.
- This device is not intended for use by persons (including children) with reduced physical, or mental capabilities, or lack of experience and knowledge, unless they have been given supervision or instruction concerning the use of the device by a person responsible for their safety.
- Immediately stop using the device and consult a doctor if you feel any discomfort.
- Keep the device out of reach of children.
- Regularly clean the device to extend its lifetime.
- Do not share the same device with others.
- Do not attempt to disassemble, repair, or modify the device by yourself to avoid accidents.
- Remove any jewelry/accessories and tie your hair when using the device, to prevent hair and jewelry from interfering with the device.
- This device has a lithium battery. Do not place or store the device for long periods under a hot or humid environment. If you do not intend to use the device for a long time, store it after it is fully charged.

Device Specifications:

- Name: Hot/Cool Skin Device SKU24553
- Model No.: TB-1389
- Input: 5V=1A
- Type of Battery: Li-ion 3.7V 800mAh
- Executive Standard: Q/XM 1020-2020

Device Description:

- ① Power Button
- ② HOT Indicator
- ③ COOL Indicator
- ④ SONIC Indicator
- ⑤ Massage Head
- ⑥ Ventilation Holes
- ⑦ Charging Port
- ⑧ USB Cable
- ⑨ Charging Indicator



Picture 1

Preparation Instructions:

※ This device battery is low before use. Please charge the device with the USB cable before you start using it.

- 1) Make sure the device is turned off.
- 2) Connect the USB cable to the device's USB charging port located on the bottom of the device. Then plug the adapter into a wall socket (adapter is not included).
- 3) While charging, the charging indicator lights up red. When the battery is fully charged, the charging indicator lights up blue. Charging the device takes approximately 2.5 hours.
- 4) When the battery is fully charged, the device can be used consecutively for about 16 times, and each time use 2.5 minutes for each mode.

Caution: Do not attempt to replace the device battery.

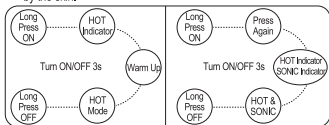
How to Use:

※ Before you use the device for the first time, remove the blue protective membrane on the surface of the device massage head. Afterwards, wipe it with a clean slightly wet cloth.

1. Conversion Mode

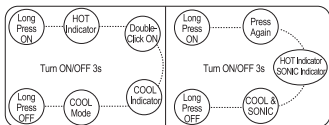
- 1) Hot Mode: Press and hold the power button for about 3 seconds to turn on the device. The HOT indicator lights up and after a "bee" sound the device massage head starts activating the hot mode. (Picture 2)
- 2) Hot Mode + Sonic Vibration: Press and hold the power button for about 3 seconds to turn on the device. Short press the power button, the HOT and SONIC indicators light up at the same time, activating the hot and vibration mode. (Picture 3)

- 3) Cool Mode: Press and hold the power button for about 3 seconds to turn on the device. The HOT indicator lights up. After a "bee" sound, short press the power button twice, the COOL indicator lights up activating the cool mode. (Picture 4)
 - 4) Cool Mode + Sonic Vibration: Press and hold the power button for about 3 seconds to turn on the device. Short press the power button three times, the COOL and SONIC indicators light up at the same time activating the cool and vibration mode. (Picture 5)
- ※ Each mode has an auto-timer of 2.5 minutes. When it reaches the preset time, the device automatically switches off. You can also turn off the device at any time, press and hold the power button for approximately 3 seconds.
 - ※ This device has a 2.5-minute auto-timer. It is recommended to use 2.5 minutes or use it until skincare product is completely absorbed by the skin.



Picture 2

Picture 3



Picture 4

Picture 5

2. Daily Recommended Use

- ※ It is recommended to use the device twice a day, one time in the morning and the other in the evening. You can follow below steps to use the device.

- 1) Morning: Cleanse the face before use. Before your daily skin care routine (apply preferred eye cream, serum or facial cream), use $6^{\circ}\text{C} \pm 2$ cool mode or cool mode + sonic vibration to effectively relieve eye and face edema. Or, after cleansing the face and finish the daily skin care routine, use $6^{\circ}\text{C} \pm 2$ cool mode or cool mode + sonic vibration to shrink pores and tighten skin.
 - 2) Evening: Cleanse the face before use. Apply preferred skincare product or mask on the skin, afterward use the $42^{\circ}\text{C} \pm 2$ hot mode or hot mode + vibration to boost the absorption of skincare products. After using the hot mode, use the $6^{\circ}\text{C} \pm 2$ cool mode or the cool mode + sonic vibration to shrink pores and lock nutrients absorbed by the skin.
- ※ Please note that when environment temperature is below 15°C , do not use cool mode. It may cause discomfort.

4. Massage Method

- 1) Use $42^{\circ}\text{C} \pm 2$ hot mode or hot mode + sonic vibration after applying preferred skincare product. Gently apply the massage head to the skin and move it from inside to outside to boost the absorption of skincare products. (Picture 6)
- 2) When using $6^{\circ}\text{C} \pm 2$ cold mode or cold mode + vibration or $42^{\circ}\text{C} \pm 2$ hot mode or hot mode + vibration on the face, gently massage each area for 30 seconds. (Picture 7)



Picture 6



Picture 7

Cleaning & Maintenance:

- ※ To ensure the best performance of this device, clean it with a clean slightly wet cloth before and after each use. (Picture 8)
- 1) Make sure the device is power off before you start cleaning.
 - 2) Do not immerse the device in water. (Picture 9)
 - 3) Do not use steel wool, abrasive cleansers, chemicals or corrosive liquids to clean the device.
 - 4) Do not use lubricants, detergents, polishing agents, or air fresheners on this device.
 - 5) After cleaning, please wipe out the device.



Picture 8



Picture 9

Storage:

This device has a lithium battery. Do not place or store the device for long periods under a hot or humid environment. If you do not intend to use the device for a long time, store it after it is fully charged.

Recycling:

The built-in battery contains substances that may pollute the environment. When disposing of this device, do not put it in the general household waste. Please dispose of this device in an official recycling point to contribute to environmental protection.

Warranty & Support:

1. Troubleshooting

| Problem | Possible Cause | Solution |
|---|---|--|
| The device does not work when the power button is long pressed. | The battery is running low or out of power. | Recharge the device as guided. |
| The charging indicator does not light up. | The USB cable is not plugged correctly. | Insert the USB cable into the charging port correctly as guided. |
| The massage head is hot after using the device. | It is normal. | No action required. |
| Other problems. | | Consult your local dealer. |
| Note: If the device still does not work properly after using the above solutions, please stop using the device and contact your local dealer. | | |

2. After-Sales Service

Please visit our website www.touchbeauty.com or contact our customer service team customer@touchbeauty.com if you need to learn about our products or if you need any information. You can also contact an affiliate dealer in your country.

MANUFACTURER: TOUCHBEAUTY BEAUTY & HEALTH (SHENZHEN) CO., LTD

ADDRESS: 29/F, Block B, Tiley Central Plaza, No.195 Haide 3rd Road, Nanshan District, Shenzhen, China