



TOUCHBeauty







SKU24542

Light Therapy Device
Instruction Manual



- ※ Important Notice: This manual is available in two languages: English and Simplified Chinese. If any dispute or confusion arises caused by the translation, the English version shall prevail. To ensure proper operation of this appliance, please read this instruction manual carefully before using the appliance and keep it for further reference.

WARNING

-  The following persons should not use this appliance: pregnant women or while nursing; persons allergic to light; persons with open wounds, chapped or swollen skin, or other diseases in the area of use; persons receiving radiation therapy or chemotherapy treatments; persons with diabetes, lupus erythematosus, porphyria or congestive heart disease, etc.
-  Please verify the appliance before you start using it. Do not use it if there is any damage.
-  Do not look directly at the light source to avoid eye discomfort.
-  This appliance has different light therapy heads. Before use, select and install the head you intend to use to prevent accidents.
-  If you feel any pain or discomfort while using the appliance, immediately stop using it and consult a doctor.
-  Do not attempt to modify, disassemble, or repair the appliance by yourself to avoid accidents.

⚠ CAUTION

- 👁 Keep the appliance out of reach of children.
- 👁 Regularly clean the appliance to extend its lifetime.
- 👁 This appliance is battery-operated. If you do not intend to use the appliance for a long time, please remove the batteries.

Device Specifications

TB-1611

- 👁 Name: Light Therapy Device
- 👁 Model No.: TB-1611
- 👁 Power: 3V $\overline{=}$ /0.3W
- 👁 Type of Battery: AAA x 2 (Not Included)
- 👁 Executive Standard: Q/XM1021-2020

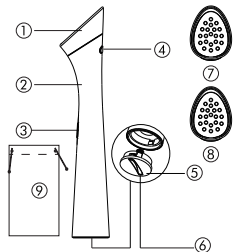
Device Description

TB-1611

- ① Blue LED Light Head (415nm)
- ② Appliance Main Body
- ③ Power Button
- ④ Remove LED Light Head Button
- ⑤ Battery Cover
- ⑥ Battery Cover Gap
- ⑦ Red LED Light Head (630nm)
- ⑧ Yellow LED Light Head (590nm)
- ⑨ Velvet Bag

Certification Marks

TB-1611



Picture 1

To ensure the correct operation of this appliance, please read the instructions carefully before use.

Install the Batteries

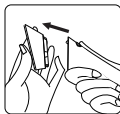
- Hold the appliance, place a coin or a similar round object on the battery cover gap. Press the coin while rotating it counterclockwise to release the battery cover. Insert 2 AAA batteries according to the battery compartment instructions (batteries not included). To close, align the gap on the side of the battery cover with the connection point in the appliance. Place the coin on the battery cover gap and rotate it clockwise until it is locked (picture 2).

Remove/Install the LED Light Head

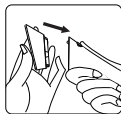
- To remove: Hold the appliance with one hand, press the remove LED light head button, and gently pull to remove (picture 3).
- To install: Press and hold the remove LED light head button, install the light head, and release the button to snap in place (picture 4).



Picture 2



Picture 3



Picture 4

🕒 Daily Use

- ✖ Wash and clean face before use.
- ✖ Do not point the light source directly into the eyes to avoid discomfort.
 - Install the light therapy head you want to use (blue light/yellow light/red light). Press and hold the power button to turn on the appliance. The appliance turns on with a beeping sound.
 - When using the red or yellow light, place the light therapy head in contact with your skin. Use evenly over the areas you need to treat for 2 min (avoid the eyes and eye contour) (picture 5). During the first minute, the light therapy source emits a continuous light. After 1 min, the light flickers intermittently for 1 min. After 2 min, the appliance makes a beeping sound reminding you to change the area of use. It is recommended to use the appliance one time per day for 10-12 minutes on the entire face.

- When using the blue light, place the light therapy head in contact with your skin. Use evenly over areas with acne for 2 min (avoid the eyes and the eye contour). During the first minute, the light therapy source emits a continuous light. After 1 min, the light flickers intermittently for 1 min. After 2 min, the appliance makes a beeping sound reminding you to change the area of use. Use the appliance once a day according to your skin needs (picture 6).
- After use, press and hold the Power Button for a few seconds. After a beeping sound, the appliance turns off. Follow your daily skincare routine.
- This appliance has an auto-timer. The appliance automatically turns off after 12 minutes. However, you can press and hold the power button for a few seconds to turn off the appliance at any moment. When the appliance is running out of battery, it makes a long beeping sound and automatically turns off.



Picture 5



Picture 6

Cleaning & Maintenance

TB-1611

- ⦿ Turn the appliance off before you start cleaning it.
- ⦿ Do not immerse the appliance in water. Clean the appliance surface with a dry cloth or with a cloth slightly moistened with water.
- ⦿ Do not use water, alcohol, steel wool, abrasive cleaners or corrosive liquids to clean it. Doing so may result in malfunction or discoloration of the appliance.
- ⦿ Do not use lubricants, detergents, polishing agents or air fresheners on this appliance.

Eco-Friendly Tips

TB-1611

Batteries contain substances harmful to our environment. Do not dispose of the appliance with the batteries inside, remove the batteries and hand them over to an official recycling point for environmental protection.

Troubleshooting

Problem	Possible Cause	Solution
Appliance does not work.	Batteries are out of power.	Replace the batteries as guided.
	Batteries are installed incorrectly.	Reinstall the batteries correctly as guided.
Other problems.		Consult your local dealer.

Note: If the appliance still does not work properly after using the above solutions, please stop using the appliance and contact your local dealer.

🐼 After-Sales Service

Please visit our website www.touchbeauty.com or contact our customer service team customer@touchbeauty.com if you need to learn about our products or if you need any information. You can also contact an affiliate dealer in your country.

🐼 MANUFACTURER: TOUCHBEAUTY BEAUTY & HEALTH (SHENZHEN) CO., LTD

🐼 ADDRESS: 601 & 602, Block F5, TCL International E-City, 1001 Zhongshanyuan Road, Shuguang Community, Xili Subdistrict, Nanshan District, Shenzhen, China.