

Nova Spa Facial Treatment Table Specifications Sheet



Spa & Equipment SKINACT

Toll Free: 1.800.418.0830

www.skinact.com
www.spaandequipment.com

International: 818.834.6640

NOTICE

No part of this document may be photocopied, reproduced, or translated into any other language without prior written consent of Spa and Equipment/SkinAct.

The information in this document is subject to change without notice at any time and should not be construed as a commitment by Spa and Equipment/SkinAct.

Spa and Equipment/SkinAct assumes no responsibility for any errors that may be in this document, nor does it make expressed or implied warranty with regard to this material, including, but not limited to, the implied warranties of merchantability and fitness for a particular purpose.

Spa and Equipment/SkinAct shall not be liable for incidental or consequential damages arising out of the furnishing, performance, or use of this document and the program material which it describes.



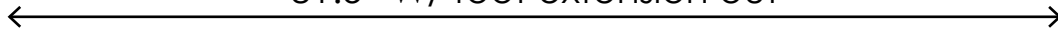
Toll Free: 1.800.418.0830

www.skinact.com
www.spaandequipment.com

International: 818.834.6640

Measurements

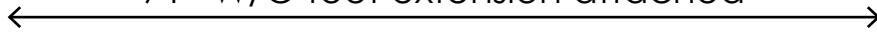
81.5" W/ foot extension out




78" W/ foot extension in



71" W/O foot extension attached



Adjustable
Height:
27.5"-38"



SKINACT

Spa & Equipment

Measurements



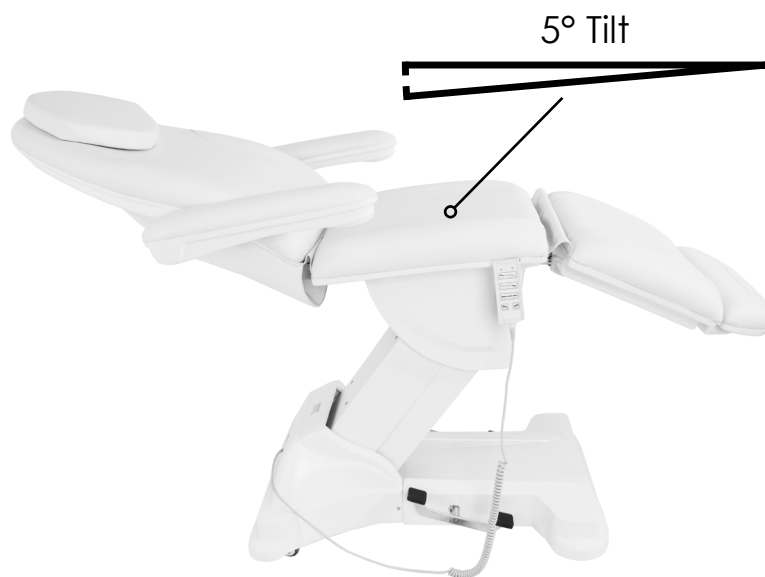
Base Dimensions:
37"L x 25.5"W



SKINACT

Spa & Equipment

Measurements



SKINACT

Spa & Equipment

Highlights

Movements:

- Electric backrest angle adjustment
- Electric leg rest angle adjustment
- Electric height adjustment
- Electric seat tilt adjustment
- Manual removable arm rests
- Manual leg rest extension
- Manual rolling wheels for easy table movement

Dimensions/Specifications:

- Length without leg rest extension: 71"
- Length with leg rest extension attached: 78"
- Length with leg rest extension attached and extended: 81.5"
- Width without arm rests: 24.5"
- Width with arm rests: 35"
- Heights: 27.5" - 38"
- BASE ONLY Dimensions: 37"L x 25.5"W
- Backrest angle: 0° flat to 55° incline
- Leg rest angle: 0° to 85° decline
- Capacity of 400 lbs
- Cushion thickness: 4"
- Colors available: Black or White
- Arrives fully assembled
- Heavy-duty facial table/chair
- Upholstered in PVC vinyl material
- Hidden wheels with locking foot pedal

Warranty Information:

- 1-year warranty

