

# Monet Electric Treatment Table Specifications Sheet



Spa & Equipment SKINACT

Toll Free: 1.800.418.0830

[www.skinact.com](http://www.skinact.com)  
[www.spaandequipment.com](http://www.spaandequipment.com)

International: 818.834.6640

## NOTICE

No part of this document may be photocopied, reproduced, or translated into any other language without prior written consent of Spa and Equipment/SkinAct.

The information in this document is subject to change without notice at any time and should not be construed as a commitment by Spa and Equipment/SkinAct.

Spa and Equipment/SkinAct assumes no responsibility for any errors that may be in this document, nor does it make expressed or implied warranty with regard to this material, including, but not limited to, the implied warranties of merchantability and fitness for a particular purpose.

Spa and Equipment/SkinAct shall not be liable for incidental or consequential damages arising out of the furnishing, performance, or use of this document and the program material which it describes.

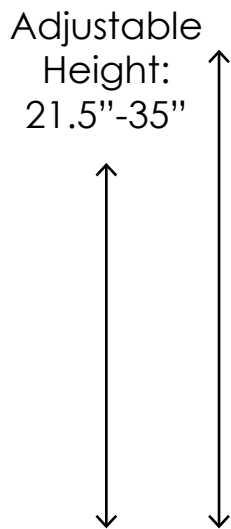


Toll Free: 1.800.418.0830

[www.skinact.com](http://www.skinact.com)  
[www.spaandequipment.com](http://www.spaandequipment.com)

International: 818.834.6640

# Measurements



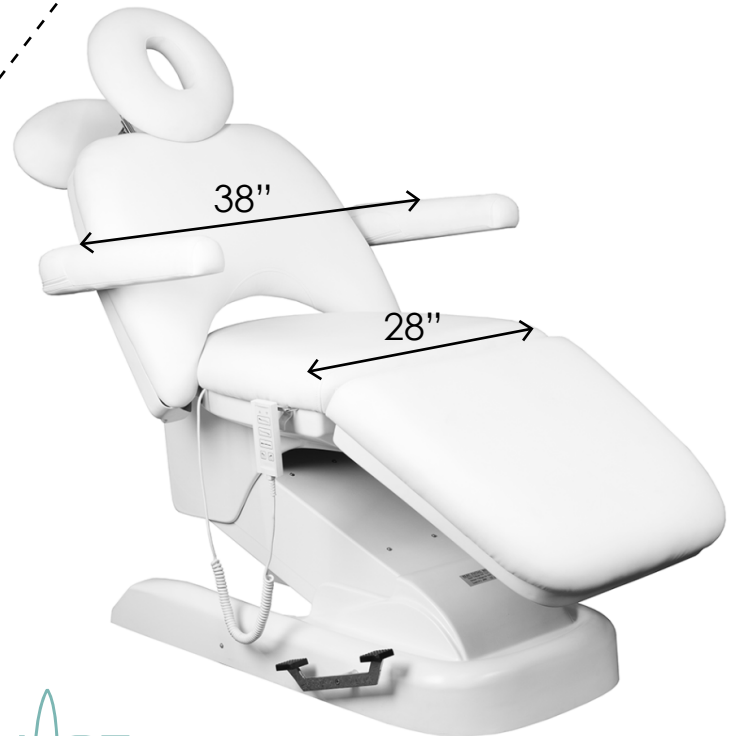
SKINACT

Spa & Equipment

# Measurements



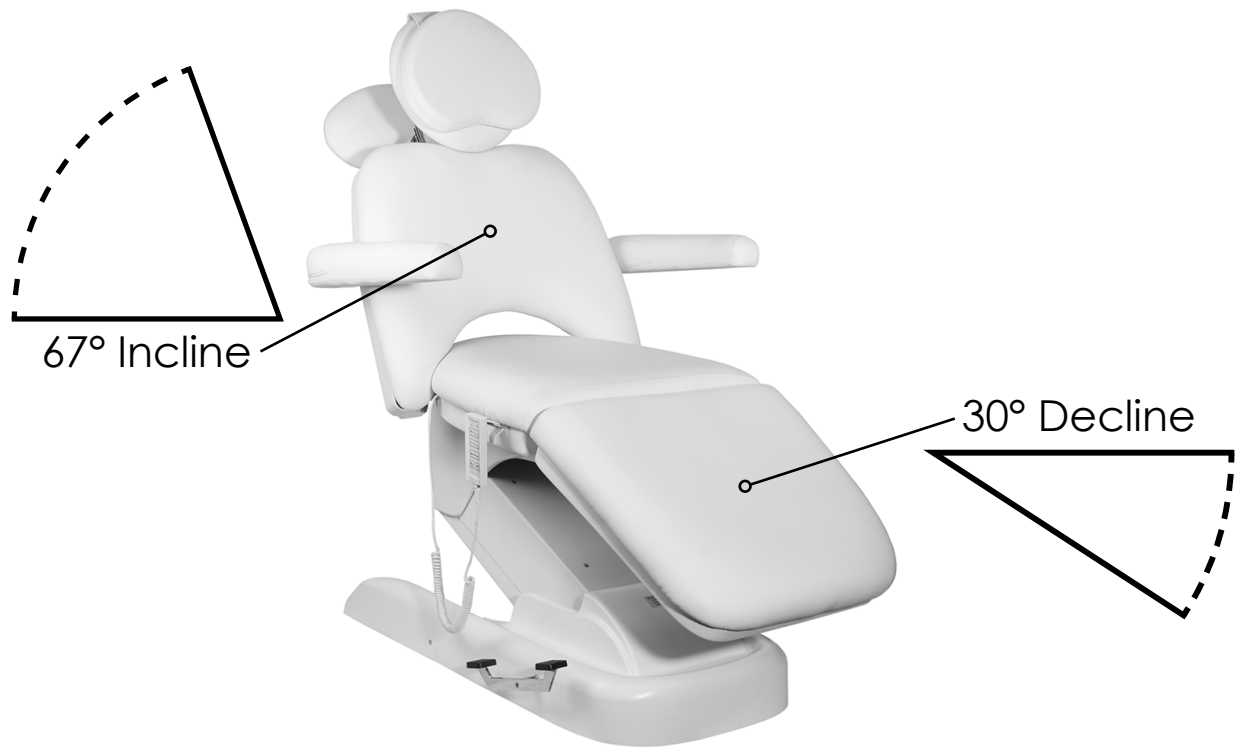
**Base Dimensions:**  
41"L x 20"W  
(width is 26" if including  
rolling wheel locks)



SKINACT

Spa & Equipment


# Measurements



Optional Foot Control



Optional Foot Cover



# Highlights

## Movements:

- Electric backrest angle adjustment
- Electric leg rest angle adjustment
- Electric height adjustment
- Electric seat tilt adjustment
- Manual removable arm rests
- Manual head rest extension
- Manual rolling wheels for easy table movement

## Dimensions/Specifications:

- Length without head rest: 65.5"
- Length with head rest on: 76.5"
- Length with head rest on and extended: 82"
- Width without arm rests: 28"
- Width with arm rests: 38"
- Heights: 21.5" - 35"
- BASE ONLY Dimensions: 41"L x 20"W - (Full base width is 26" with the rolling wheel locks on either side of the base)
- Backrest angle: 0° flat to 67° incline
- Leg rest angle: 0° flat to 30° decline
- Table tilt angle: 0° flat to 9°
- Capacity of 350 lbs
- Cushion thickness: 4"
- Colors available: Black or White

\* All height measurements are from the ground to the top of the cushion \*

\*\* All measurements have a 0.25 to 0.75 inch tolerance \*\*

## Warranty:

- 1-year warranty

