TOUCHBeauty

SKU24561

Hot/Cool Skin Device

Instruction Manual

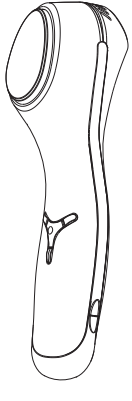

CONTENT

English.....1

Safety Instructions TB-1589

※Important Notice: This manual is available in two languages: English and Simplified Chinese. If any dispute or confusion arises caused by the translation, the English version shall prevail.

To ensure proper operation of this device, please read this instruction manual carefully before using the device and keep it for further reference.

⚠WARNING

- This device is not a toy, keep out of reach of children.
- Please verify the device before you start using it. Do not use if there is any damage.
- If used in a dry environment, handling this device may generate static electricity. This is a normal phenomenon. It does not affect the use of the device.
- Keep the USB cable and the USB charging port dry.
- Do not use the device while charging.

⚠CAUTION

- The following persons should not use this device: pregnant women or while nursing or during menstruation; children; persons with implanted electronic medical devices; persons with allergies; persons with inflammation and other severe skin diseases.

- Do not use this device on the following areas: areas recently epilated; areas where plastic surgery was performed; on the throat.
- Do not use this device on top of makeup. Remove makeup before you use the device.
- This device is not intended for use by persons (including children) with reduced physical, or mental capabilities, or lack of experience and knowledge, unless they have been given supervision or instruction concerning the use of the device by a person responsible for their safety.
- Immediately stop using the device and consult a doctor if you feel any discomfort.
- If used in a dry environment, handling this device may generate static electricity. This is a normal phenomenon. It does not affect the use of the device.
- Keep the device out of reach of children.
- Regularly clean the device to extend its lifetime.
- Do not share the same device with others.
- Do not attempt to disassemble, repair, or modify the device by yourself to avoid accidents.
- Remove any jewelry/accessories and tie your hair when using the device, to prevent hair and jewelry from interfering with the device.
- This device has a lithium battery. Do not place or store the device for a long period under a hot or humid environment. If you do not intend to use the device for a long time, store it after it is fully charged.

Device Specifications TB-1589

- Name: Hot/Cool Skin Device SKU24561
- Model No.: TB-1589
- Input: 5V⎓/520mA
- Power: 3.7V⎓/8W
- Type of Battery: Li-ion 3.7V 1050mAh
- Executive Standard: Q/XM1020-2020

Device Description TB-1589

① Facial Massage Head
② Eye Massage Head
③ COOL Button
④ HOT Button
⑤ Power Button
⑥ SONIC Button
⑦ Air Vents
⑧ Charging Port
⑨ Bottom Cover
⑩ USB Cable
⑪ Cleaning Cloth
⑫ Protective Bag

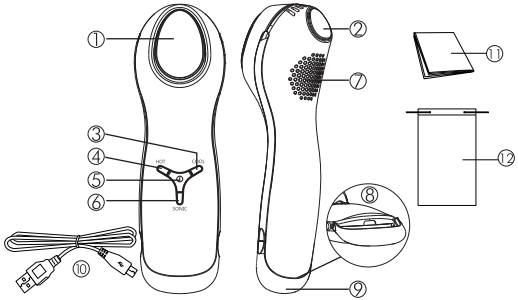

Picture 1

Certification Marks TB-1589

Li-ion

Preparing the Device for Use TB-1589

※This device battery is low before use. Please charge the device with the USB cable before you start using it.

Charging the Device

1) Make sure the device is turned off.
2) Connect the USB cable to the device's USB charging port located on the bottom of the device. Then plug the adapter into a wall socket (adapter is not included). (Picture 2)
3) While charging, the charging indicator lights up red. When the battery is fully charged, the charging indicator lights up blue.
4) Charging the device takes approximately 3 hours.
5) When the battery is fully charged, the device can be used consecutively for about 40 minutes.

Caution: Do not attempt to replace the device battery.

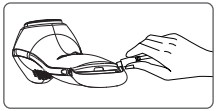

Picture 2

How to Use TB-1589

To ensure the correct operation of this device, please read the instructions carefully before use.

※ Before you use the device for the first time, remove the blue protective membrane on the surface of the device massage head. Afterward, wipe it with a clean slightly wet cloth.

Device Operation

- Power Button

1) Press and hold the power button for around 3s to turn on the device. To turn off the device, press and hold the power button for about 3s.
2) When the device is in standby mode, press the power button to switch between facial/eye massage mode. The power button lights up blue in facial care mode and lights up orange when in eye massage mode.

- Hot Button

1) With the device turned on in any mode, press the HOT button to turn on the facial/eye hot massage mode.

- Cool Button

1) With the device turned on in any mode, press the COOL button to turn on the facial/eye cool massage mode.

- Sonic Button

1) With the device turned on in any mode, press the SONIC button to turn on the facial/eye vibration massage mode.

Daily Recommended Use

※It is recommended to use the device 2 times a day, one time in the morning and one time in the evening. Follow the recommended treatment routine below: (Picture 3)

1) Morning: Cleanse the face before use. Before your daily skin care routine use cool mode or cool mode + sonic vibration to effectively relieve eye and face edema. Or, after cleansing the face and finish the daily skin care routine (after applying eye cream, essence, serum or facial cream), use cool mode or cool mode + sonic vibration to shrink pores and firm the skin.
2) Evening: Cleanse the face before use. Apply preferred skincare product or mask on the skin, afterward use the hot mode or hot mode + sonic vibration to boost the absorption of skincare products. After using the hot mode, use the cool mode or the cool mode + sonic vibration to shrink pores and lock nutrients absorbed by the skin.

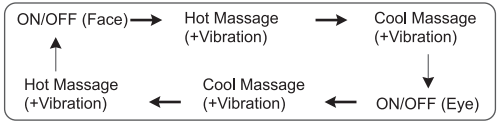

Picture 3

※The eye hot and cool modes, when used alone or together with sonic vibration has a 2-minute auto-timer. Use the device on the left eye for 1 minute, after a beeping sound, switch to the right eye and continue the massage.

※ The facial hot and cool modes, when used alone or together with sonic vibration has a 2.5-minute auto-timer.
※ If you use only the sonic vibration mode, the auto-timer is 5 minutes.
※ Please note that when environment temperature is below 15℃, do not use the cool mode. It may cause discomfort.

Massage Method

1) When using the hot mode or hot mode + sonic vibration with preferred skincare product, gently apply the massage head to the skin and move it from inside to outside to boost the absorption of skincare products. When using the eye massage head, gently slide or tap the skin from the inner to the outer corner of the eye. (Picture 4)
2) When using the cold mode or cold mode + vibration or hot mode or hot mode + vibration on the face or eyes, gently massage each area for 30 seconds. (Picture 5)

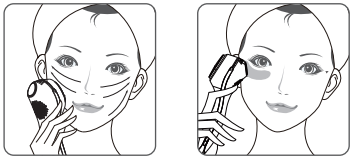

Picture 4

Picture 5

Cleaning & Maintenance TB-1589

※ To ensure the best performance of this device, clean it with a clean slightly wet cloth before and after each use.

1) Make sure the device is power off before you start cleaning.
2) Do not immerse the device in water. Clean the device surface with a clean slightly wet cloth.
3) Do not use steel wool, abrasive cleansers, chemicals, or corrosive liquids to clean the device.
4) Do not use lubricants, detergents, polishing agents, or air fresheners on this device.

Storage TB-1589

This device has a lithium battery. Do not place or store the device for long periods under a hot or humid environment. If you do not intend to use the device for a long time, store it after it is fully charged.

Recycling TB-1589

The built-in battery contains substances that may pollute the environment. When disposing of this device, do not put it in the general household waste. Please dispose of this device in an official recycling point to contribute to environmental protection.

Troubleshooting

Problem	Possible Cause	Solution
The device does not work properly.	The battery is running low or out of power.	Charge the device as guided.
Note: If the device still does not work properly after using the above solutions, please stop using the device and contact your local dealer.		

After-Sales Service

Please visit our website www.touchbeauty.com or contact our customer service team customer@touchbeauty.com if you need to learn about our products or if you need any information. You can also contact an affiliate dealer in your country.

MANUFACTURER: TOUCHBEAUTY BEAUTY & HEALTH (SHENZHEN) CO., LTD
ADDRESS: 29/F, Block B, Tiley Central Plaza, No.195 Haide 3rd Rood, Nanshan District, Shenzhen, China