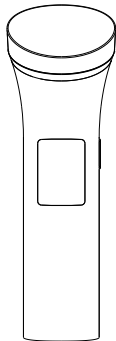




SKU24552

**RF Skin Device
Instruction Manual**



Safety Instructions TB-1687

To ensure proper operation of this appliance, please read this instruction manual carefully before using the appliance and save it for further reference.

⚠ WARNING

🚫 Do not use this appliance under the following conditions:

- Pregnant women or while breastfeeding
- Persons with facial paralysis or facial nerve disorders
- Persons who had any facial fracture or plastic surgery on the face with the implantation of silicone, metal or plastic
- Persons with wounds, extreme dry skin, lumps and other severe facial skin diseases and conditions on the face

- Persons who have pacemaker, implants or metal prothesis
 - Persons undergoing radio- or chemotherapy
 - Persons who suffer from heart diseases, acute disease, diabetes, infectious diseases, hemophilia or cancer
 - Persons who have metal or electronic medical devices on the body
- 🚫 Verify the appliance before you start using it. Do not use this appliance if it has or appears to have any damage.
 - 🚫 If you feel any discomfort on your skin or body while using the appliance, immediately stop using it and consult a doctor.
 - 🚫 Do not attempt to modify, disassemble, or repair the appliance by yourself to avoid accidents.

⚠ CAUTION

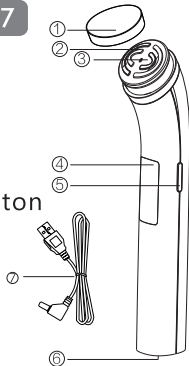
- 👤 Do not share the use of this appliance with others.
- 👤 Keep the appliance out of reach of children.
- 👤 Regularly clean the appliance to extend its life time.
- 👤 This appliance has a lithium battery. Do not place or store the appliance for long periods of time in a hot or humid environment. If you do not intend to use the appliance for a long time, store the appliance after is fully charged.

Specifications TB-1687

- Name: RF Skin Device
- Item NO.: TB-1687
- Charging Voltage/Current: 5.0V==/330mA
- Rated Voltage/Power: 3.7V==/300mW
- Type of Battery: Li-polymer 3.7V 800mAh
- Size: 54mm x 36mm x 165mm
- Material: ABS, AS, Zinc Alloy
- Executive Standard: Q/XMMJ1022-2016

Product Description TB-1687

- ① Protective Cap
- ② RF Poles
- ③ Temperature Sensor
- ④ LCD Screen
- ⑤ Power/Switch Frequency Button
- ⑥ USB Charging Port
- ⑦ USB Cable

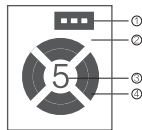


Picture 1

Operating Instructions TB-1687

🔌 LCD Screen Description (Picture 2)

- Screen Symbols: ① Battery Indicator
② Display Area ③ Time Countdown Clock
④ Frequency Mode Indicator

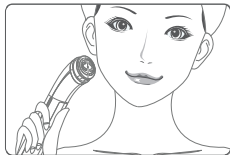


Picture 2

🔌 Using the Appliance

- ⌘ Charge the appliance before using it. Charging the appliance takes about 3 hours.
- ⌘ This appliance should only be used with water-soluble gels or serums. This appliance should not be used with thick creams or water skin care products.

- Cleanse your face and apply water-soluble gel/serum on the face or on the appliance head. Long press the Power/Frequency Switch Button to turn the appliance on, the Low Frequency Mode automatically activates. Place the appliance head on your face and move it slowly in circular motion. Short press the Power/Switch Frequency Button to change to High Frequency Mode (picture 3).



Picture 3

- Turn the appliance off: Long press the Power/Switch Frequency Mode to turn the appliance off. The Smart Timer automatically turns the appliance off after 5 minutes.

Cleaning & Maintenance TB-1687

- 🔌 Turn the appliance off before you start cleaning it.
- 🔌 Do not immerse the appliance in water. Clean the appliance surface with a dry cloth or a cloth slightly moistened with water.
- 🔌 Do not use water, alcohol, steel wool, abrasive cleaners or corrosive liquids to clean the appliance, doing so may result in its malfunction or discoloration.
- 🔌 Do not use any lubricant, detergent, polishing agents or air freshener on this appliance.

Service TB-1687

🔌 Eco-Friendly Tips

This appliance has a built-in battery. Batteries contain substances harmful to our environment, please do not dispose of the appliance with the normal household waste, instead, hand it over to

7 an official recycling point.

Trouble Shooting TB-1687

Problem	Possible Cause	Solution
The appliance does not work properly	Battery is out of power	Charge the appliance
Weak warm sensation	Not using the appliance with gel	Use a water-soluble gel with the appliance
Other problems		Contact your local retailer
Note: If the appliance still does not work properly after using above solutions, please stop using the appliance and contact your local retailer.		

Guarantee & Service TB-1687

If you need service, information, or if you have any doubt, please visit TOUCHBeauty website at www.touchbeauty.com or contact your local retailer.

- MANUFACTURER: TOUCHBEAUTY BEAUTY & HEALTH (SHENZHEN) CO., LTD
- ADDRESS: 7/F, Marina Bay Centre A, South of Xinhua Road, Bao'an Centre Area, Xin'an Street Bao'an District, Shenzhen, China.

🔍 环保

内置电池含有可能污染环境的物质。弃置本产品时，请勿直接扔进生活垃圾中，建议做分类处理，从而有利于环保。

🔍 故障排除

症状	可能原因	处理方法
产品无法正常工作	电量不足或耗尽	请根据产品说明书为产品充电
温感弱	未配合凝胶使用	请配合水溶性凝胶使用
其他故障		请向当地经销商咨询
注：如按以上方法处理后仍无法正常工作，请停止使用，并向当地经销商咨询。		

👁 保修与服务

如果您需要服务或信息，或者有任何疑问，
请访问TOUCHBeauty官方网站www.touchbeauty.com。
您也可以与您所在国家/地区的经销商进行联系。
全国服务热线：400-1191-180

👁 制造商：渲美美健（深圳）科技股份有限公司

👁 地址：深圳市宝安区新安街道宝安中心区兴华路南侧荣超滨海大厦A座七楼



TOUCHBeauty

SINCE 1999



THE OFFICIAL SPONSOR OF MISS
MODEL OF THE WORLD



www.touchbeauty.com