

# Kana Electric Medical Spa Treatment Table Specifications Sheet



Spa & Equipment SKINACT

Toll Free: 1.800.418.0830

[www.skinact.com](http://www.skinact.com)  
[www.spaandequipment.com](http://www.spaandequipment.com)

International: 818.834.6640

## NOTICE

No part of this document may be photocopied, reproduced, or translated into any other language without prior written consent of Spa and Equipment/SkinAct.

The information in this document is subject to change without notice at any time and should not be construed as a commitment by Spa and Equipment/SkinAct.

Spa and Equipment/SkinAct assumes no responsibility for any errors that may be in this document, nor does it make expressed or implied warranty with regard to this material, including, but not limited to, the implied warranties of merchantability and fitness for a particular purpose.

Spa and Equipment/SkinAct shall not be liable for incidental or consequential damages arising out of the furnishing, performance, or use of this document and the program material which it describes.



Toll Free: 1.800.418.0830

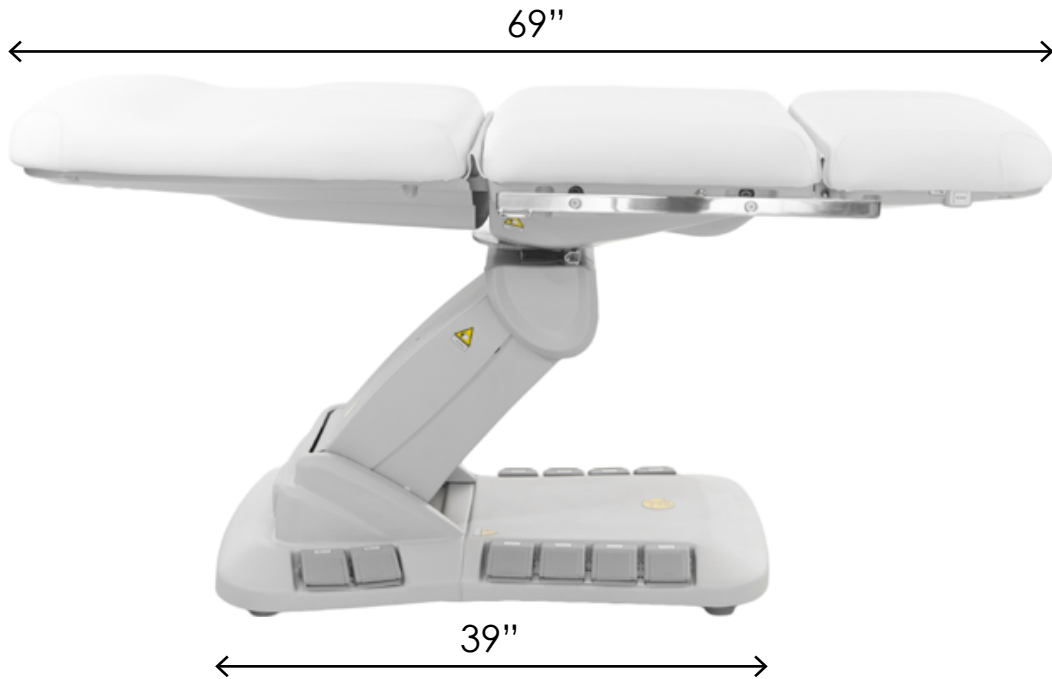
[www.skinact.com](http://www.skinact.com)  
[www.spaandequipment.com](http://www.spaandequipment.com)

International: 818.834.6640



SKINACT  
Spa & Equipment

# Measurements



SKINACT

Spa & Equipment

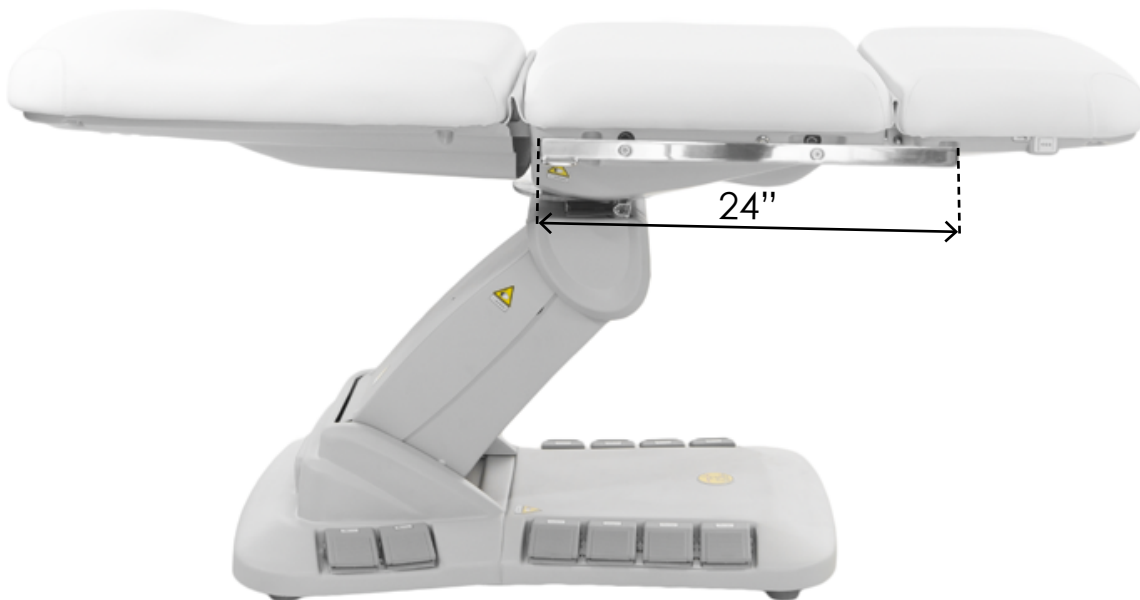

# Measurements



SKINACT

Spa & Equipment

# Measurements



SKINACT

Spa & Equipment

# Highlights

## Movements:

- Electric backrest angle adjustment
- Electric leg rest angle adjustment
- Electric height adjustment
- Electric seat tilt adjustment
- Manual chair rotation

## Dimensions/Specifications:

- Dimensions: (L x W x H) 69" x 27" x 21"-33"
- BASE ONLY Dimensions: 39"L x 28"W in back - 24.5"W in front
- Rotation: 90° (0-45° to each side)
- Backrest angle: 0° to +85°
- Seat angle: -4° to +10°
- Leg rest angle: 0° to -75°
- Max load capacity: 400 lbs
- Colors available: Black, White, or Dark Grey
- Outlet power is 110 Volts and 200 Watts
- Super-fiber PU upholstery; ultra-durable material with a lifespan of 10 years
- Ultra-quiet electric motors adjust the backrest, leg rest, height, and tilt
- Super-stable base

\* All height measurements are from ground to top of cushion

\*\* All measurements have a 0.25 to 0.75 inch tolerance \*\*

## Warranty Information:

- 1-year warranty

