

# Milano Electric Shampoo Chair

(SKU17740)



Spa & Equipment SKIN+ACT

Toll Free: 1.800.418.0830

[www.skinact.com](http://www.skinact.com)  
[www.spaandequipment.com](http://www.spaandequipment.com)

International: 818.834.6640

## NOTICE

No part of this document may be photocopied, reproduced, or translated into any other language without prior written consent of Spa and Equipment/SkinAct.

The information in this document is subject to change without notice at any time and should not be construed as a commitment by Spa and Equipment/SkinAct.

Spa and Equipment/SkinAct assumes no responsibility for any errors that may be in this document, nor does it make expressed or implied warranty with regard to this material, including, but not limited to, the implied warranties of merchantability and fitness for a particular purpose.

Spa and Equipment/SkinAct shall not be liable for incidental or consequential damages arising out of the furnishing, performance, or use of this document and the program material which it describes.

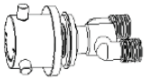
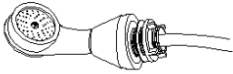




Toll Free: 1.800.418.0830	<a href="http://www.skinact.com">www.skinact.com</a> <a href="http://www.spaandequipment.com">www.spaandequipment.com</a>	International: 818.834.6640
---------------------------	--	-----------------------------

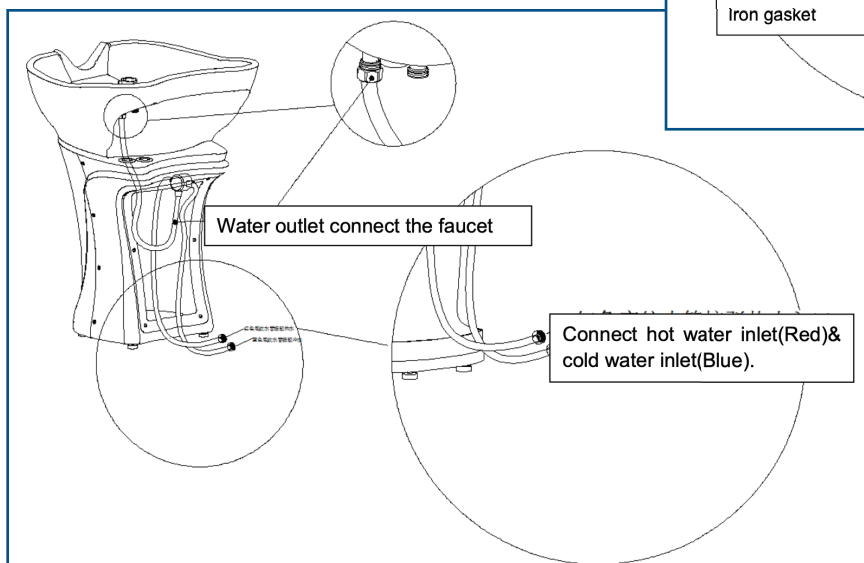
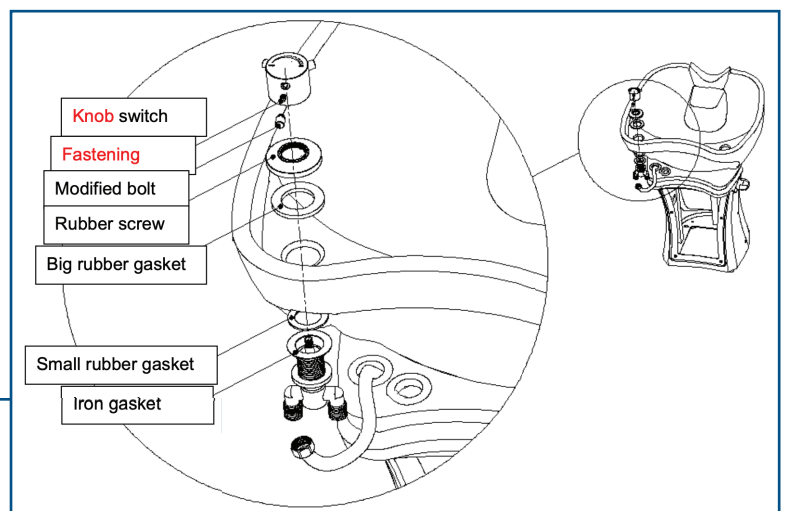
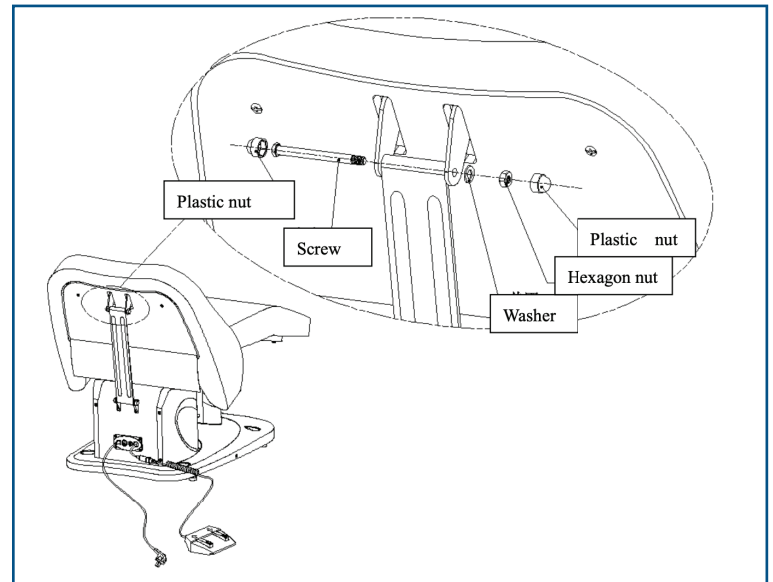
## Measurements



## Parts

Item	Picture	QTY
Faucet		1
Shower		1
Set screw		8
Hexagon keys		1
Fastening package		1

## Installation



# Highlights

## Key Features:

- Electric reclining backrest & foot rest (please watch the video for details)
- Top-grade vinyl feels like real leather
- Cushions made of high-density foam for extra comfort and longer duration of use
- Bearing pressure up to 400 lbs

**\*\*\* All Shampoo chairs, shampoo bowls, pedicure chairs and equipment that have plumbing needs to be installed, sealed, and assured by licensed plumber. SkinAct / Spa & Equipment is not responsible for liabilities regarding plumbing, sealing, or maintenance for such equipment.**

## Maintenance:

### 1. Daily cleaning

You can wipe out the dust by using soft dry towel.

### 2. Eliminating the heavy dirt

As we all know, it is hard to eliminate the heavy dirt by using normal dry towel. In this case, you can use soft towel with diluted neutral detergent to clean it first. And then you can use dry towel to scrub.

### 3. It's prohibited to use benzene, diluent, gasoline or other solvent

These solvents may damage the leather or it may cause the corrosion of the products' appearance.

### 4. Storage and operating environment

Don't put the product under the strong sunlight and moisture environment. Otherwise it may cause the damages of the product.

### 5. It is allowed to use this product under the temperature from -5°C to 50°C and the humidity from 45% to 85%.