








CLUBLE™

RETRACTABLE PLUMBED PEDICURE BOWL • ELECTRIC
BACK TILT AND FOOT REST • PIPELESS JET SYSTEM



FEATURED TECH

-  Motorized bowl positioning, retractable footbath
-  Electronic footrest
-  Pipeless jet system
-  Power drain and flexible plumbing
-  Electric back tilt
-  Handy sprayer
-  Tempered glass in Sugar White or Black Onyx



CUSTOM OPTIONS



Ventilation



Relaxor® heat & massage




Swingaway™ manicure side trays and large center tray



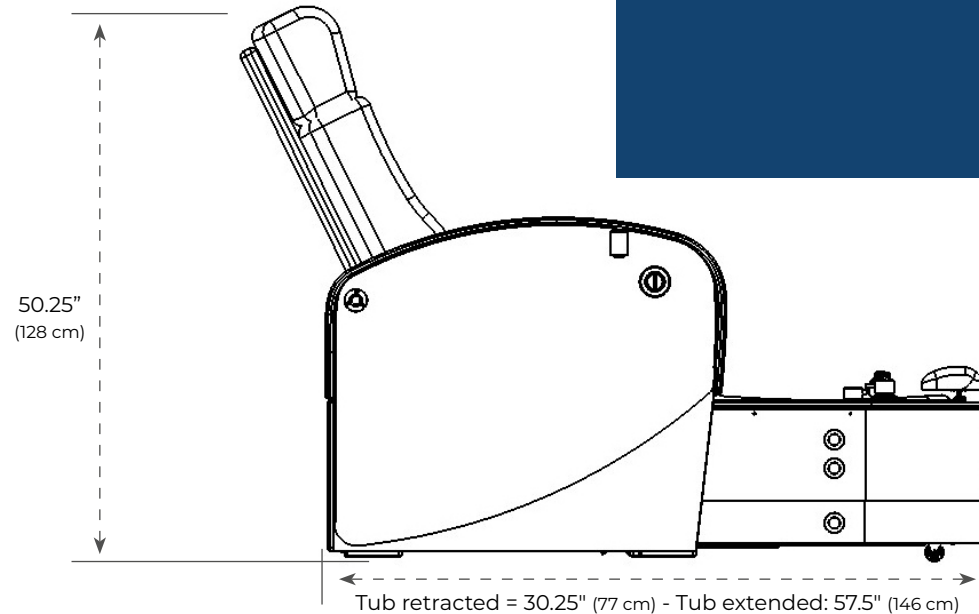
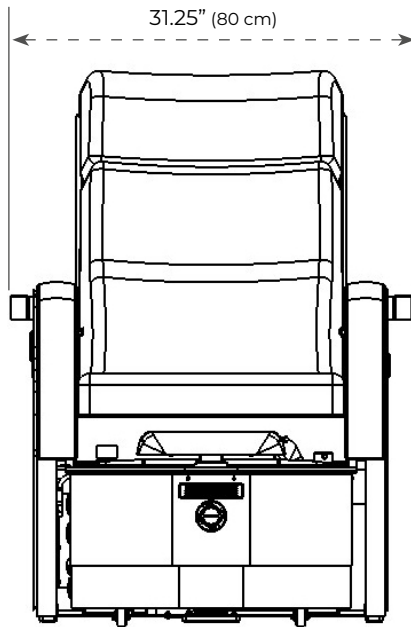
Foot Stool



Broad array of upholstery & finish selections



SPECS & DIMS



Chair Dimensions

- Chair Height: 50.25" (128 cm)
- Seat Height: 22" (56 cm)

Footprint Dimensions

- Tub retracted: 30.25" (77 cm)
- Tub extended: 57.5" (146 cm)
- Width: 31.5" (80 cm)
- Tilt: Allow 10" - 12" (25 cm - 31 cm) behind chair for back tilt / plumbing access

Electrical

- 110V/220V available
- International plug options
- Chair and tub = 9.9 Max Amps
- Relaxor® = 4 Max Amps
- Discharge pump = 1.5 Max Amps
- Limited lifetime warranty
- CE | ETL listed



LEIC[®]
LIVING EARTH CRAFTS

CLUB CHAIR LE™
COMPACT MANI/PEDI COMBO CHAIR



CLUB CHAIR LE™

COMPACT MANI/PEDI CHAIR WITH RETRACTABLE FOOTBATH



The Club Chair LE™ is the industry's most compact luxury mani/pedi chair, featuring a retractable, motorized, fully plumbed pedicure bowl. The retracted footprint is similar to that of a standard armchair, it's an incredible space saver. The luxurious, bespoke Club LE™ is hand upholstered from a broad array of fabric selections and finishes. Electronic chair, back, and bowl adjustments enable perfect client and technician ergonomics. The hidden pedicure unit features whisper quiet, reliable pipeless hydrotherapy, and is packed with practical features including a hand sprayer, power remote drain, and electronic footrest.



Fully plumbed bowl with pipeless hydrotherapy & electronic footrest



Versatile Mani/Pedi combo design with optional foot stool

Dimensions

- Chair Height: 50.25" (128 cm)
- Seat Height: 22" (56 cm)

Footprint Dimensions

- Tub retracted: 30.25" (77 cm)
- Tub extended: 57.5" (146 cm)
- Width: 31.5" (80 cm)
- Tilt: Allow 10" - 12" (25 cm - 31 cm) behind chair for back tilt / plumbing access

Electrical

- 110V/220V available
- International plug options
- Chair and tub = 9.9 Max Amps
- Relaxor® = 4 Max Amps
- Discharge pump = 1.5 Max Amps

Features

- Retractable footbath
- Motorized bowl positioning
- Electronic footrest
- Electric back tilt
- Reliable UL-listed motor
- Handy sprayer
- Electronic adjustments
- Power drain and flexible plumbing
- Tempered glass in Sugar White or Black Onyx

Options

- Swingaway manicure sidetrays & large center tray
- Relaxor® heat & massage
- Ventilation
- Foot Stool
- Broad array of upholstery and finish selections



The retractable footbath allows for a compact, space-saving footprint to maximize space utilization

