

Venus Electric Medical Spa Treatment Table Specifications Sheet



Spa & Equipment SKINACT

Toll Free: 1.800.418.0830

www.skinact.com
www.spaandequipment.com

International: 818.834.6640

NOTICE

No part of this document may be photocopied, reproduced, or translated into any other language without prior written consent of Spa and Equipment/SkinAct.

The information in this document is subject to change without notice at any time and should not be construed as a commitment by Spa and Equipment/SkinAct.

Spa and Equipment/SkinAct assumes no responsibility for any errors that may be in this document, nor does it make expressed or implied warranty with regard to this material, including, but not limited to, the implied warranties of merchantability and fitness for a particular purpose.

Spa and Equipment/SkinAct shall not be liable for incidental or consequential damages arising out of the furnishing, performance, or use of this document and the program material which it describes.



Toll Free: 1.800.418.0830

www.skinact.com
www.spaandequipment.com

International: 818.834.6640



Controls on the Venus



SKINACT

Spa & Equipment


Measurements



SKINACT

Spa & Equipment


Measurements



SKINACT

Spa & Equipment

Power Supply Underneath



SKINACT

Spa & Equipment

Highlights

Features:

- Hand remote included
- Super-fiber PU upholstery; ultra-durable material with a 10-year lifespan
- Heavy-duty facial table/chair
- Electric height, backrest angle, and tilt adjustments
- Reversible and removable arm rests
- Stable base with six adjustable casters for uneven floors
- Adjustable headrest
- Ultra-quiet motors
- Steel frame construction with 350 lbs weight and lift capacity
- Premium firm 2-layer memory foam upholstered with easy care and long-lasting leatherette

Specifications:

- 66-76" x 25" x 25.5-34" (L x W x H)
- Base Dimensions (BASE ONLY): 51" x 25"
- Capacity of 350 lbs
- Outlet power is 110 Volts
- Frequency 50Hz/60Hz
- Colors available: White or Black

* All height measurements are from the ground to the top of the cushion *

** All measurements have a 0.25 to 0.75 inch tolerance **

