


# Elegance Spa Massage Facial Bed/Table Assembly



**By Skin Act**

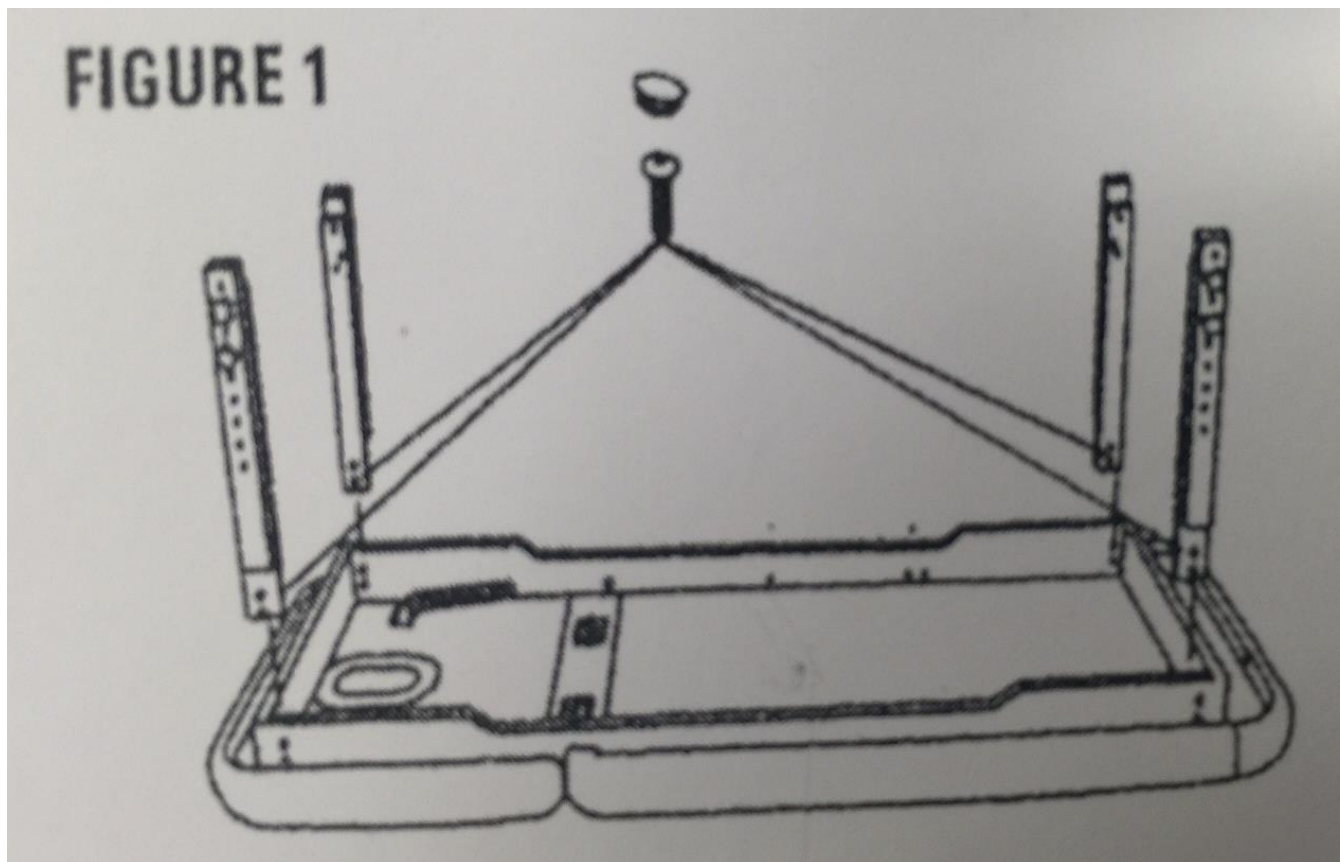
Parts that you would be needing:



## Assembly and Installation Instruction:


### Step 1

Place the table board on the ground facing down. Let the back board upturned (figure 1)



### **Step 2**

Firm the four legs at the four corners of the table board by using screw #1 with nut #4 and nut cap #2 on the other side and tighten it as the image shown below.








### **Step 3**

Use the screws #3 to fasten up the pallet board to the four legs for the base of the bed as shown in the image bellow. Make sure they are tightly secure









**Step 6**

Turn the table around and place the headrest cradle in. Finished look in image bellow.

